




















Safety Information.....	2
Save These Important Safety Instructions.....	2
Warnings.....	2
Cautions.....	3
Label.....	4
Europe (Except Norway).....	4
Norway Only.....	4
General Information.....	5
Specifications.....	5
Charging Time.....	5
Adapters.....	5
How to Charge.....	6
Plugging In.....	6
Unplugging.....	6
For More Information.....	7
Changing the Adapter.....	8
Removing the Adapter.....	8
Attaching the Adapter.....	8
Troubleshooting.....	9
Status Lights and Reset Button.....	9
Resolving Faults.....	10
Questions?.....	11
Charging Equipment Limited Warranty.....	12
General Terms.....	12
Limits of Liability.....	12
Warranty Enforcement Laws and Dispute Resolution.....	13
Country-Specific Consumer Disclosures.....	14







Save These Important Safety Instructions

This document contains important instructions and warnings that must be followed when using your Mobile Connector.




Warnings

-  Warning: Read this entire document before using the Mobile Connector. Failure to do so or to follow any of the instructions or warnings in this document can result in fire, electrical shock, serious injury or death.
-  Warning: Use the Mobile Connector only within the specified operating parameters.
-  Warning: The Mobile Connector is designed only for charging a Tesla vehicle (excluding Tesla Roadster). Do not use it for any other purpose or with any other vehicle or object. The Mobile Connector is intended only for vehicles that do not require ventilation during charging.
-  Warning: Do not use (or stop using) the Mobile Connector if it is defective, appears cracked, frayed, broken or otherwise damaged, or fails to operate.
-  Warning: Do not attempt to open, disassemble, repair, tamper with, or modify the Mobile Connector. The Mobile Connector is not user-serviceable. Contact Tesla for any repairs.
-  Warning: Do not use an extension cord, a multi-outlet adapter, a multi-plug, a conversion plug, or a power strip to plug in the Mobile Connector.
-  Warning: Do not disconnect the Mobile Connector from the wall outlet when the vehicle is charging.
-  Warning: Do not plug the Mobile Connector into a damaged, loose or worn power outlet. Ensure that the prongs on the Mobile Connector fit snugly into the wall outlet.
-  Warning: Do not connect the Mobile Connector into a power outlet that is not properly grounded.
-  Warning: The Mobile Connector contains components, such as switches and relays, that can produce arcs or sparks. Do not expose the Mobile Connector to flammable or harsh chemicals or vapors. Do not use or store the Mobile Connector in a recessed area or below floor level. When using the Mobile Connector in an inside location such as a garage, position the Mobile Connector's main body at least 46 cm above the floor.
-  Warning: Do not use the Mobile Connector when either you, the vehicle or the Mobile Connector is exposed to severe rain, snow, electrical storm or other inclement weather.
-  Warning: When transporting the Mobile Connector, handle with care to prevent damage to any of its components. Do not subject the Mobile Connector to strong force or impact. Do not pull, twist, tangle, drag or step on the Mobile Connector or any of its components.
-  Warning: Protect the Mobile Connector from moisture, water and foreign objects at all times. If any exist or appear to have corroded or damaged the Mobile Connector, do not use the Mobile Connector.
-  Warning: If rain falls during charging, do not allow rain water to run along the length of charge cable, causing the electrical outlet or charging port to become wet.
-  Warning: Do not plug the Mobile Connector into an electrical outlet that is submerged in water or covered in snow. If, in this situation, the Mobile Connector is already plugged in and needs to be unplugged, turn off the breaker before unplugging the Mobile Connector.
-  Warning: Do not touch the Mobile Connector's end terminals with sharp metallic objects, such as wire, tools or needles. Do not forcefully fold any part of the Mobile Connector or damage it with sharp objects. Do not insert foreign objects into any part of the Mobile Connector.
-  Warning: Do not charge a vehicle that is covered with a non-Tesla approved car cover.



-  Warning: Ensure that the Mobile Connector's charging cable does not obstruct pedestrians or other vehicles or objects.
-  Warning: Use of the Mobile Connector may affect or impair the operation of medical or implantable electronic devices, such as an implantable cardiac pacemaker or an implantable cardioverter defibrillator. Before using the Mobile Connector, check with the electronic device manufacturer concerning the effects that charging may have on any such electronic device.
-  Warning: Do not attempt to use one of the Mobile Connector's adapters in any type of outlet for which it was not originally designed.
-  Warning: Do not use cleaning solvents to clean the Mobile Connector.

Cautions

-  Caution: Do not use private power generators as a power source for charging.
-  Caution: Do not operate the Mobile Connector in temperatures outside its operating range of -30°C to +50°C.
-  Caution: Store the Mobile Connector in a clean dry place in temperatures between -40°C and +85°C.



Europe (Except Norway)

WARNING ⚡ ⚠

- READ OWNERS MANUAL BEFORE OPERATING. FAILURE TO DO SO MAY RESULT IN INJURY OR DEATH.
- DO NOT USE WITH AN EXTENSION CORD.
- IF UNIT IS DEFECTIVE OR DAMAGED, IMMEDIATELY SEND TO TESLA FACILITY.
- ONLY FOR USE WITH TESLA MOTORS EQUIPMENT.
- SERVICE BY TESLA MOTORS AUTHORIZED PERSONNEL ONLY.
- CONNECT ONLY TO PROPERLY GROUNDED OUTLETS.
- ENCLOSURE TYPE 3R / IP44.
- RISK OF EXPLOSION. THIS EQUIPMENT HAS INTERNAL ARCING OR SPARKING PARTS WHICH SHOULD NOT BE EXPOSED TO FLAMMABLE VAPORS. DO NOT PLACE IN A RECESSED AREA OR BELOW FLOOR LEVEL.
- THIS DEVICE IS INTENDED ONLY FOR ELECTRIC VEHICLES NOT REQUIRING VENTILATION DURING CHARGING.
- CAUTION → RISK OF ELECTRIC SHOCK. DO NOT DISCONNECT UNDER LOAD.

VOLTAGE AND CURRENT:
 10 200-260VAC, 32A (MAX)
 30 380-440VAC, 16A (MAX)
 FREQUENCY: 50-60HZ
 P/N: 1023694-00-A



RESET S/N: XXXXXXXXXXXX 

TESLA MOTORS, INC.
 PALO ALTO, CA 94304

Norway Only

WARNING ⚡ ⚠

- **FOR IT GRID USE ONLY (NORWAY).**
- READ OWNERS MANUAL BEFORE OPERATING. FAILURE TO DO SO MAY RESULT IN INJURY OR DEATH.
- DO NOT USE WITH AN EXTENSION CORD.
- IF UNIT IS DEFECTIVE OR DAMAGED, IMMEDIATELY SEND TO TESLA FACILITY.
- ONLY FOR USE WITH TESLA MOTORS EQUIPMENT.
- SERVICE BY TESLA MOTORS AUTHORIZED PERSONNEL ONLY.
- ENCLOSURE TYPE 3R / IP44.
- RISK OF EXPLOSION. THIS EQUIPMENT HAS INTERNAL ARCING OR SPARKING PARTS WHICH SHOULD NOT BE EXPOSED TO FLAMMABLE VAPORS. DO NOT PLACE IN A RECESSED AREA OR BELOW FLOOR LEVEL.
- THIS DEVICE IS INTENDED ONLY FOR ELECTRIC VEHICLES NOT REQUIRING VENTILATION DURING CHARGING.
- CAUTION → RISK OF ELECTRIC SHOCK. DO NOT DISCONNECT UNDER LOAD.

VOLTAGE AND CURRENT:
 10 200-260VAC, 32A (MAX)
 30 380-440VAC, 16A (MAX)
 FREQUENCY: 50-60HZ
 P/N: 1023694-01-A



RESET S/N: XXXXXXXXXXXX 

TESLA MOTORS, INC.
 PALO ALTO, CA 94304

Specifications

Use only a 230 volt (single phase) or 230/400 volt (3 phase) AC, 50 hertz wall outlet that has a dedicated and properly grounded circuit. The minimum single-phase current is 13A.

If possible, use a dedicated receptacle with a single socket. If the receptacle has two sockets, do not plug any other items into the other socket.

The Mobile Connector is 6 metres long. Use an existing outlet or install a new outlet within approximately 4 metres of the vehicle's charge port and at least 45 cm above the ground. The charge port is located on the driver's side of the vehicle, behind a door that is part of the rear tail light assembly.

⚠ Warning: Do not use an extension cord, a multi-outlet adapter, a multi-plug, a conversion plug, or a power strip to plug in the Mobile Connector.

Charging Time

Charging times vary based on the voltage and current available from the power outlet, subject to various conditions. Charge time also depends on ambient temperature and the vehicle's Battery temperature. If the Battery is not within the optimal temperature range for charging, the vehicle heats or cools the Battery before charging begins.

For the most up-to-date information on how long it takes to charge your Tesla vehicle, go to www.teslamotors.com.

Adapters

The Mobile Connector has several adapters that allow it to be plugged in to most power outlets in your region. The specific adapters included with your Mobile Connector depends on your market region.

To support faster charging, the following high power adapters are available:

5-pin IEC 60309 adapter (red) - provides 3 phase 230/400 VAC charging at 16A



3-pin IEC 60309 adapter (blue) - provides single phase 230 VAC charging at 32A



Additional adapters are available for purchase. For details, go to: www.teslamotors.com/en_EU.

Note: Illustrations in this document are for demonstration purposes only.



Plugging In

Note: Always inspect the Mobile Connector for damage prior to each use.

1. Ensure that the Mobile Connector's adapter matches the outlet you want to use. For instructions on how to change the adapter, see [Changing the Adapter](#).
2. Plug the Mobile Connector's into the power outlet. The adapter should be fully inserted into the power outlet.
3. With your vehicle unlocked, press the button on the top of the Mobile Connector. The charge port door opens.

Note: Your vehicle is unlocked when the key is nearby. You can also open the charge port door using any of these methods:

- Touch Controls > Charge Port on the touchscreen.
- Touch the battery icon at the top of the touchscreen to display the Charging screen, then touch Open Charge Port.
- Hold down the rear trunk button on the key for 1-2 seconds.



4. Plug in your Tesla vehicle.



5. When you plug the Mobile Connector into your vehicle, a light beside the charge port pulses green during charging and the instrument panel displays charging information. The light turns off soon after the vehicle is locked.

Note: The Mobile Connector is designed to stop supplying power in situations where excessive strain is being applied to the charging cable.

Unplugging

When charging is complete, the light beside the charge port stops pulsing and the light is solid green.



1. With the vehicle unlocked, press and hold the button on the Mobile Connector, wait for the latch to retract, then pull the Mobile Connector out of the charge port.

Note: To prevent unauthorized unplugging of the charge cable, the vehicle must be unlocked or able to recognize a key nearby before you can disconnect the charge cable.

Note: Instead of holding the button on the Mobile Connector, you can display the charging screen on the touchscreen (touch the battery icon at the top of the touchscreen), and then touch Stop Charging, then Unlock.

Note: When the latch in the your Tesla vehicle's charge port retracts, the Mobile Connector stops supplying power and you can safely unplug it from the car.

2. Unplug the Mobile Connector from the wall outlet.
3. Push the charge port door closed.

Note: If your vehicle is equipped with a motorized charge port door, it automatically closes when you remove the charge cable.

4. Store the Mobile Connector in an appropriate location.

For More Information

For more detailed information on how to charge your vehicle (adjust charge settings, view charging status, etc.), refer to the charging section in your vehicle's owners manual.



Removing the Adapter

To remove an adapter, push the button on the Mobile Connector's charge cable and pull the adapter from its socket.



Attaching the Adapter

To attach an adapter, line up the adapter with the Mobile Connector's charge cable and push until it snaps into place.





Status Lights and Reset Button

Under normal conditions when charging is in progress, the Mobile Connector's green lights illuminate sequentially and the red light is off. Identify problems by paying attention to these lights when plugging in.

In some cases, you may need to press the RESET button located on the back.





Resolving Faults

Green Lights	Red Light	What it means	What to do
All lights streaming	Off	Charging is in progress.	Nothing. The Mobile Connector is successfully charging.
Top light on	Off	Power on. Mobile Connector is powered, but not charging, or scheduled charging is enabled.	Make sure the Mobile Connector is plugged into the vehicle.
Off	1 flash	Ground fault. Electrical current is leaking through a potentially unsafe path.	This should automatically reset in 15 minutes. If not, ensure no one is touching or inside the vehicle, then press the RESET button.
Off	2 flashes	Self check failed.	Unplug the Mobile Connector from the vehicle and press the RESET button. Plug the Mobile Connector back into the vehicle. If the error persists, unplug the Mobile Connector from both the vehicle and the power outlet, then plug it back in. When plugging back in, always plug it into the outlet first.
Off	3 flashes	Contactors failed	Unplug the Mobile Connector from the vehicle and wait 10 seconds. If the error persists, contact Tesla.
Off	4 flashes	The ground assurance monitoring circuit has detected loss of ground	Make sure the power outlet is properly grounded. Consider connecting to a different outlet. If uncertain, ask your electrician.
Off	5 flashes	Sense circuit fault	Make sure the Mobile Connector's adapter is attached properly.
Off	6 flashes	Thermal fault	Consider charging in a cooler area, such as indoors or in the shade.
Off	More than 6 flashes	The Mobile Connector may need repair.	Contact Tesla Service.
Off	Off	Power lost	Unplug the Mobile Connector and check that the power outlet has power.



Questions?

chargingsupportemea@tesla.com

<http://teslamotors.com/callEU>



Charging Equipment Limited Warranty

General Terms

Subject to the exclusions and limitations described below, the Charging Equipment Limited Warranty covers the refund, repair or replacement necessary to remedy any manufacturing defects in Tesla manufactured and supplied Wall Connector, Mobile Connector or charging adapter that occur under normal use for a period of 12 months (or 24 months in EU member states) from the date of invoice to the customer. Any Tesla connector or adapter included in the initial purchase and delivery of a Tesla vehicle by Tesla is covered under the Basic Vehicle Limited Warranty section of the New Vehicle Limited Warranty for 4 years or 80,000 km, whichever comes first, subject to the terms and conditions of the New Vehicle Limited Warranty.

You may also have other legal rights and remedies conveyed by your local laws (which may vary by country) in addition to the rights and remedies provided to you under this Charging Equipment Limited Warranty. For any additional provisions which relate to your territory, please see "Country-Specific Consumer Disclosures" provided at the end of this document.

This Charging Equipment Limited Warranty does not cover any damage or malfunction directly or indirectly caused by, due to, or resulting from, normal wear or deterioration, abuse, misuse, negligence, accident, lack of or improper use, maintenance, storage or transport, including, but not limited to, any of the following:

- Failure to follow the instructions, maintenance and warnings published in the documentation supplied with your Tesla connector or adapter;
- External factors, including but not limited to, objects striking the Tesla connector or adapter, faulty or damaged electrical wiring, junction boxes, circuit breakers, receptacles or power outlets, the environment or an act of God, including, but not limited to, fire, earthquake, water, lightning and other environmental conditions;
- General appearance or damage to paint, including chips, scratches, dents and cracks;
- Failure to contact Tesla upon discovery of a defect covered by this Charging Equipment Limited Warranty;
- Any repair, alteration or modification to the Tesla connector or adapter or any part, or the installation or use of any parts or accessories, made by a person or facility not authorized or certified to do so;
- Lack of or improper repair or maintenance, including use of non-genuine Tesla accessories or parts; and
- Use for commercial purposes.

Although Tesla does not require you to perform all maintenance, service or repairs at a Tesla Service Center or Tesla authorized repair facility, this Charging Equipment Limited Warranty may be voided, or coverage may be excluded, due to lack of or improper maintenance, service or repairs. Tesla Service Centers and Tesla authorized repair facilities have special training, expertise, tools and supplies with respect to Tesla connectors and adapters and, in certain cases, may employ the only persons, or be the only facilities authorized or certified to work on Tesla connectors and adapters. Tesla strongly recommends that you have all maintenance, service and repairs done at a Tesla Service Center or Tesla authorized repair facility in order to avoid voiding, or having coverage excluded under, this Charging Equipment Limited Warranty.

Limits of Liability

This Charging Equipment Limited Warranty is the only express warranty made in connection with your Tesla connector or adapter. Implied and express warranties and conditions arising under applicable local laws, federal statute or otherwise, in law or in equity, if any, including, but not limited to, implied warranties and conditions of merchantability or merchantable quality, fitness for a particular purpose, durability, or those arising by a course of dealing or usage of trade, are disclaimed to the fullest extent allowable by your local law, or limited in duration to the term of this Charging Equipment Limited Warranty. To the fullest extent allowable by your local law, the performance of necessary repairs and/or replacement of new, reconditioned, or remanufactured



parts by Tesla for the covered defects is the exclusive remedy under this Charging Equipment Limited Warranty or any implied warranties. To the maximum extent permissible under your local law, liability is limited to the reasonable price for repair or replacement of the applicable Tesla connector or adapter, not to exceed the manufacturer's suggested retail price. Replacement may be made with parts of like kind and quality, including non-original manufacturer's parts, or reconditioned or remanufactured parts, as necessary.

Tesla shall not be liable for any defects under this Charging Equipment Limited Warranty that exceed the fair market value of the applicable Tesla connector or adapter at the time immediately preceding the discovery of the defect. In addition, the sum of all benefits payable under this Charging Equipment Limited Warranty shall not exceed the price you paid for the applicable Tesla connector or adapter.

Tesla does not authorize any person or entity to create for it any other obligations or liability in connection with this Charging Equipment Limited Warranty. The decision of whether to repair or replace a part or to use a new, reconditioned or remanufactured part will be made by Tesla, in its sole discretion.

To the maximum extent permissible under local law, Tesla hereby disclaims any and all indirect, incidental, special and consequential damages arising out of, or relating to, the Tesla connector or adapter, including, but not limited to, transportation to and from a Tesla Authorized Service Center, loss of the Tesla connector or adapter, loss of vehicle value, loss of time, loss of income, loss of use, loss of personal or commercial property, inconvenience or aggravation, emotional distress or harm, commercial loss (including but not limited to lost profits or earnings), towing charges, bus fares, vehicle rental, service call charges, gasoline expenses, lodging expenses, damage to tow vehicle, and incidental charges such as telephone calls, facsimile transmissions, and mailing expenses.

The above limitations and exclusions shall apply whether your claim is in contract, tort (including negligence and gross negligence), breach of warranty or condition, misrepresentation (whether negligent or otherwise) or otherwise at law or in equity, even if Tesla is advised of the possibility of such damages or such damages are reasonably foreseeable.

Nothing in this Charging Equipment Limited Warranty shall exclude, or in any way limit, Tesla's liability, for death or personal injury solely and directly caused by Tesla's negligence or that of its employees, agents or sub-contractors (as applicable), fraud or fraudulent misrepresentation, or any other liability to the extent the same is proven in a court of competent jurisdiction in a final nonappealable judgment and may not be excluded or limited as a matter of local law.

Warranty Enforcement Laws and Dispute Resolution

To the fullest extent allowed by local law, Tesla requires that you first provide written notification of any manufacturing defect within a reasonable time, and within the applicable coverage period specified in this Charging Equipment Limited Warranty, and allow Tesla an opportunity to make any needed repairs. Please send written notification on dispute resolution to the following address:

Tesla Motors Netherlands B.V.
Atlasstraat 7-9, 5047 RG
Tilburg, Netherlands
Attention: Vehicle Service

Please include the following information:

- Tesla connector or adapter invoice date;
- Your name and contact information;
- Name and location of the Tesla Store and/or Tesla Service Center nearest you;
- Description of the defect; and
- History of the attempts you have made with Tesla to resolve the concern, or of any repairs or services that were not performed by Tesla.



In the event any disputes, differences or controversies arise between you and Tesla related to this Charging Equipment Limited Warranty, Tesla will explore all possibilities for an amicable settlement.

Country-Specific Consumer Disclosures

Bulgaria

The Charging Equipment Limited Warranty does not modify, affect or substitute your rights under Bulgarian statutory consumer protection laws. The provisions related to your statutory rights are reproduced below:

Consumers' Protection Act:

Article 112

1. In the case of a lack of conformity of the consumer goods with the contract of sale, the consumer shall be entitled to address a complaint, requesting the seller to bring the goods into conformity with the contract of sale. In such case, the consumer may choose either repair or replacement of the goods by new goods, unless this is impossible or the remedy chosen by the consumer is disproportionate in comparison with the other remedy.
2. A remedy shall be deemed to be disproportionate if it imposes costs on the seller which, in comparison with the alternative remedy, are unreasonable, taking into account:
 - a. the value that the consumer goods would have if there were no lack of conformity;
 - b. the significance of the lack of conformity;
 - c. whether an alternative remedy could be offered to the consumer without significant inconvenience thereto.



Article 113

1. (New, SG No. 18/2011) Where the consumer goods are not in conformity with the contract of sale, the seller shall be obligated to bring the said goods in conformity with the contract of sale.
2. (Renumbered from Paragraph (1), SG No. 18/2011) Consumer goods shall be brought into conformity with the contract of sale within one month after the date on which the complaint was addressed by the consumer.
3. (Renumbered from Paragraph (2), amended, SG No. 18/2011) Upon expiry of the time limit referred to in Paragraph (2), the consumer shall be entitled to have the contract of sale rescinded and to reimbursement of the sums paid or to have a reduction made in the price of the consumer goods according to Article 114 herein.
4. (Renumbered from Paragraph (3), SG No. 18/2011) The consumer goods shall be brought into conformity with the contract of sale free of charge for the consumer. The consumer shall not be liable for any costs incurred for the dispatch of the consumer goods or any costs of material and labour costs associated with the repair of the goods, and must not sustain significant inconvenience.
5. (Renumbered from Paragraph (4), SG No. 18/2011) The consumer may furthermore seek compensation for damage resulting from the lack of conformity.

Article 114

1. In the case of a lack of conformity of the consumer goods with the contract of sale and where the consumer is not satisfied with the settlement of the complaint under Article 113 herein, the consumer shall be entitled to choose between one of the following options:
 - a. 1. rescission of the contract and reimbursement of the sum paid thereby;
 - b. 2. reduction of the price.
2. The consumer shall not be entitled to claim reimbursement of the sum paid or reduction of the price of the goods where the trader agrees to a replacement of the consumer goods with new ones or to repair the consumer goods within one month after the complaint was addressed by the consumer.
3. The consumer shall not be entitled to claim rescission of the contract if the lack of conformity of the consumer goods with the contract is minor.

Article 115

1. The consumer may exercise the right thereof under this Section within two years as from the time of delivery of the consumer goods.
2. The period referred to in Paragraph (1) shall be interrupted during the time needed to repair or replace the consumer goods or to reach a settlement of the dispute between the seller and the consumer.
3. The exercise of the right of the consumer under Paragraph (1) shall not be subject to any period of limitation for the bringing of action for compensation other than the period referred to in Paragraph (1).

France

The Charging Equipment Limited Warranty does not modify, affect or substitute the statutory rights you have under applicable laws in France. Tesla remains responsible for defects pursuant to articles 1641 to 1649 of the French civil code and in case of a lack of conformity of the product pursuant to articles L211-1 to L211.18 of the French Consumer Code. The provisions related to your statutory rights are reproduced below:

Article L. 211-4 of the Consumer Code: The seller must deliver goods which are in conformity with the contract and is liable for any lack of conformity which exists at the time the goods were delivered. He is also liable for any lack of conformity resulting from the packaging, installation instructions, installation, if installation were made by the seller or under his responsibility.



Charging Equipment Limited Warranty

Article L. 211-5 of the Consumer Code: To be in conformity with the contract, goods must: (1) be fit for the purposes for which goods of the same type are normally used, and: (i) comply with the description given by the seller and possess the quality of the goods which the seller has held out to the consumer as a sample or model; (ii) show the quality and performance which are normal in goods of the same type and which the consumer can reasonably expect, given the nature of the goods and taking into account any public statements on the specific characteristics of the goods made about them by the seller, the producer or his representative, particularly in advertising or on labeling; or (2) comply with the characteristics agreed mutually by the parties or fit for any particular purpose for which the consumer requires them and which he made known to the seller at the time of conclusion of the contract and which the seller has accepted.

Article L. 211-12 of the Consumer Code: The action resulting from the lack of conformity must be brought by the buyer within two years as from delivery of the goods.

Article 1641 of the Civil Code: A seller is bound to a warranty on account of the latent defects of the thing sold which render it unfit for the use for which it was intended, or which so impair that use that the buyer would not have acquired it, or would only have given a lesser price for it, had he known of them.

Article 1648, paragraph 1, of the Civil Code: The action resulting from redhibitory vices must be brought by the buyer within a period of two years following the discovery of the vice.

Italy

The Charging Equipment Limited Warranty does not modify, affect or substitute your rights under Italian statutory consumer protection laws.

Tesla Motors Netherlands B.V., with its principal office located at Atlasstraat 7-9, 5047 RG, Tilburg, Netherlands ("Tesla") warrants to you, the original retail purchaser ("you"), that the Tesla connector or adapter will, under normal use, be free from lacks of conformity for a period of two (2) years starting from date of the delivery.

The legal warranty established by Sections 129, 130 and 132 of Italian Consumer Code (Legislative Decree of September 6th, 2005, no. 206) applies to the sale of the Tesla connector or adapter. Therefore you have the right to have the Tesla connector or adapter brought into conformity free of charge by repair or replacement at your election, unless the remedy requested is impossible or not proportionate; in case of failure of one of the remedies above, you have the right to an appropriate price-reduction or the right to terminate the agreement. Unless it is proven otherwise, it shall be assumed that the defects arising no later than six (6) months after the delivery of the Tesla connector or adapter already existed on the date of delivery. You will not be entitled to exercise the above rights in case of failure to notify Tesla of the lack of conformity within two (2) months starting from the date on which you detected such lack of conformity. In any event, the right to file a complaint before the Courts intended to assert a lack of conformity not maliciously concealed by Tesla shall automatically expire twenty-six (26) months after the delivery of the Tesla connector or adapter.

Poland

The Charging Equipment Limited Warranty does not modify, affect or substitute your Polish statutory consumer protection laws, including under the Polish Act on specific terms and conditions of consumer sale and amendments to the Civil Code, dated 27 July 2002.



San Marino

Specific Approval of Clauses by Purchaser

As a purchaser of a Tesla connector or adapter, you expressly agree to the following clauses in the Charging Equipment Limited Warranty:

- General terms;
- Limits of liability;
- Warranty enforcement laws and dispute resolution; and
- Country-Specific Consumer Disclosures.