



TESLA



















CCS COMBO 2 ADAPTER

OWNER'S MANUAL



WARNINGS

SAVE THESE IMPORTANT SAFETY INSTRUCTIONS. This document contains important instructions and warnings that must be followed when using the CCS Combo 2 Adapter.

-  **Warning:** Read this document before using the CCS Combo 2 Adapter. Failure to follow any of the instructions or warnings in this document can result in fire, electrical shock, serious injury or death.
-  **Warning:** The CCS Combo 2 Adapter is designed only for charging a Tesla Model S and Model X vehicle. Do not use it for any other purpose or with any other vehicle or object. The CCS Combo 2 Adapter is intended only for vehicles that do not require ventilation during charging.
-  **Warning:** Do not use the CCS Combo 2 Adapter if it is defective, appears cracked, frayed, broken or otherwise damaged, or fails to operate.
-  **Warning:** Do not attempt to open, disassemble, repair, tamper with, or modify the CCS Combo 2 Adapter. The adapter is not user serviceable. Contact Tesla for any repairs.
-  **Warning:** Do not disconnect the CCS Combo 2 Adapter while charging the vehicle.
-  **Warning:** Do not use the CCS Combo 2 Adapter when either you, the vehicle, the charging station, or the CCS Combo 2 Adapter is exposed to severe rain, snow, electrical storm or other inclement weather.
-  **Warning:** To prevent damage to the CCS Combo 2 Adapter, or any components, handle with care when using or transporting it. Do not subject it to strong force or impact or do not pull, twist, tangle, drag or step on it.
-  **Warning:** Protect the CCS Combo 2 Adapter from moisture, water and foreign objects at all times. If any exist or appear to have damaged or corroded the CCS Combo 2 Adapter, do not use the CCS Combo 2 Adapter.
-  **Warning:** Do not touch the CCS Combo 2 Adapter's end terminals with sharp metallic objects, such as wire, tools or needles.
-  **Warning:** If rain falls during charging, do not allow rainwater to run along the length of cable and wet the CCS Combo 2 Adapter or the vehicle's charging port.
-  **Warning:** If the charge cable is submerged in water or covered in snow, do not attach the CCS Combo 2 Adapter. If, in this situation, the CCS Combo 2 Adapter is already plugged in and needs to be unplugged, stop charging first, then unplug the CCS Combo 2 Adapter.
-  **Warning:** Do not damage the CCS Combo 2 Adapter with sharp objects.
-  **Warning:** Do not insert foreign objects into any part of the CCS Combo 2 Adapter.
-  **Warning:** Ensure that the charge cable and the CCS Combo 2 Adapter do not obstruct pedestrians or other vehicles or objects.
-  **Warning:** Use of the CCS Combo 2 Adapter may affect or impair the operation of any medical or implantable electronic devices, such as an implantable cardiac pacemaker or an implantable cardioverter defibrillator. Check with the electronic device manufacturer concerning the effects that charging may have on such electronic device before using the CCS Combo 2 Adapter.
-  **Warning:** Do not use cleaning solvents to clean the CCS Combo 2 Adapter.

If you have any questions or concerns about your CCS Combo 2 Adapter, contact Tesla.



Specifications

Use only to connect the charge cable on a CCS Combo 2 charging station to a Tesla Model S or Model X vehicle that is capable of Combo 2 DC charging.

Note: Vehicles built before May 1, 2019 are not equipped with CCS charging capability. To install this capability, please contact Tesla service.


Voltage	410V DC
Enclosure Rating	IP44
Operating Temperature	-22°F to +122°F (-30°C to +50°C)
Storage Temperature	-40°F to +185°F (-40°C to +85°C)

 **Caution:** Do not operate or store the CCS Combo 2 Adapter in temperatures outside the ranges listed above.

Charging Time

Charging times vary based on the power and current available from the charging station, subject to various conditions. Charge time also depends on ambient temperature and the vehicle's Battery temperature. If the Battery is not within the optimal temperature range for charging, the vehicle will heat or cool the Battery before charging begins. For the most up-to-date information on how long it takes to charge your Tesla vehicle, go to the Tesla web site for your region.

Plugging In

 **Caution:** Always inspect the CCS Combo 2 Adapter for damage prior to each use.

1. Open the charge port door on your Tesla vehicle.
2. Firmly attach the CCS Combo 2 Adapter to the end of the charging station's cable, ensuring the adapter is fully connected.
3. Plug the CCS Combo 2 Adapter into your Tesla vehicle and wait for the vehicle to engage a latch that holds the adapter in place.
4. Follow the instructions on the charging station to start the charging session.

Note: Steps 2 and 3 can be done in reverse order.

Note: The operation of the charging station will vary depending on the manufacturer. For details, refer to the charging station's instructions.

Unplugging

When charging is complete:

1. Follow the instructions on the charging station to stop the charging session.
2. Unlock the vehicle's charge port, then pull the adapter out.
3. Push the charge port door closed.
4. Unplug the CCS Combo 2 Adapter from the charge cable and store it in an appropriate location.

Resolving Faults

If your Tesla vehicle fails to charge when using the CCS Combo 2 Adapter, check the display on your Tesla vehicle for information about any error that may have occurred. Always check the



status of the charging station. Although the CCS Combo 2 Adapter is designed to work with all CCS charging stations, it may be incompatible with some. Because continuous improvement is an ongoing goal at Tesla, and is necessary to ensure compatibility with as many charging stations as possible, both present and future, Tesla reserves the right to make product modifications at any time without notice. As a result, your vehicle may receive an occasional software update that includes an update to the CCS Combo 2 Adapter.

Questions?

For Tesla contact information for your region, log into your Tesla account.

Note: When reporting a charging problem, please provide the brand, model, and location of the charging station.

TESLA

©2019 TESLA, INC.

All information in this document and all vehicle software is subject to copyright and other intellectual property rights of Tesla, Inc. and its licensors. This material may not be modified, reproduced or copied, in whole or in part, without the prior written permission of Tesla, Inc. and its licensors. Additional information is available upon request. All other trademarks contained in this document are the property of their respective owners. The following are trademarks or registered trademarks of Tesla, Inc. in the United States and other countries:

TESLA TESLA MOTORS

TESLA MODEL S
ROADSTER MODEL 3

MODEL X

TESLA

