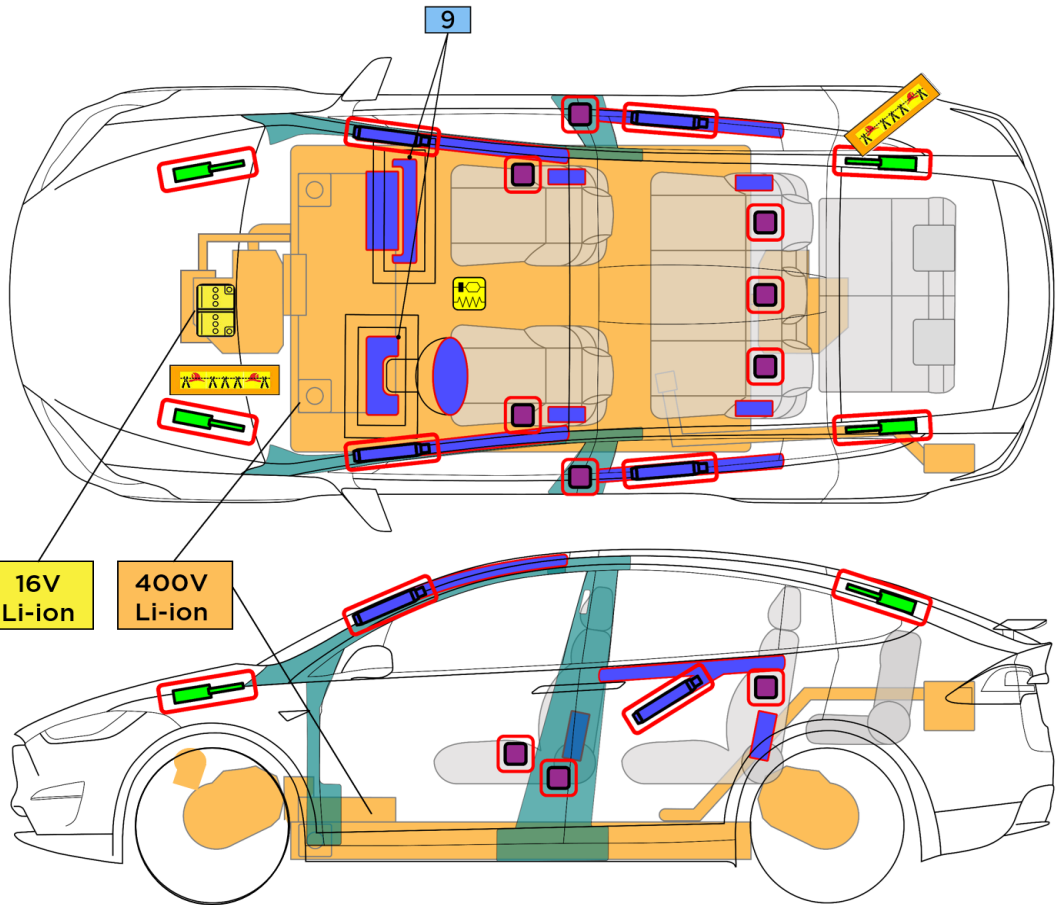




TESLA MODEL X

2021



	Airbag		SRS control unit		Stored gas inflator		Seat belt pretensioner		Gas strut / Preloaded spring
	Battery Low Voltage		Battery pack, high-voltage		High voltage power cable		Cable cut		High strength zone



TESLA MODEL X
2021

ID No.

TESLA-2021XA-002

Version No.

02

Page No.

01/04

1. Identification / Recognition



WARNING LACK OF ENGINE NOISE DOES NOT MEAN VEHICLE IS OFF. SILENT MOVEMENT OR INSTANT RESTART CAPABILITY EXISTS UNTIL VEHICLE IS FULLY SHUT DOWN. WEAR APPROPRIATE PERSONAL PROTECTIVE EQUIPMENT (PPE).



NOTE: The Tesla emblem indicates a fully electric vehicle.

NOTE: The model's name does not appear on the exterior of the vehicle.

2. Immobilization / Stabilization / Lifting

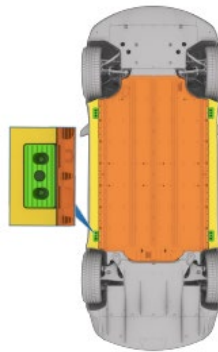
IMMOBILIZATION

CHOCK WHEELS



PUSH TO PARK

STABILIZATION / LIFTING POINTS



	Appropriate lift area
	Safe stabilization points for resting on its side
	High Voltage (HV) Battery



Do not push on HV Battery.



3. Disable Direct Hazards / Safety Regulations

ACCESS



MAIN DISABLE METHOD



- Open the hood
- Double cut the First Responder Loop.
- Disconnect the 16V Li-Ion battery.

SECONDARY DISABLE METHOD



- Cut loop is located on the right side of Model X.
- Break small window to access.



Not every high voltage component is labeled. Always wear appropriate PPE. Always double cut the first responder loop. Do not attempt to open the high voltage (HV) battery. 16V Li-Ion battery.



TESLA MODEL X
2021

ID No.

TESLA-2021XA-002

Version No.

02

Page No.

02/04

4. Access to the occupants













Electrical and mechanical releases may be compromised after a collision.



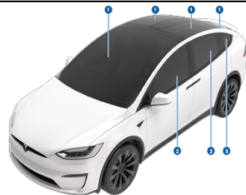
NOTE: The seats and steering wheel are electrically powered and may not function after a collision.

NOTE: After a collision, the doors may not unlock from the outside. Extrication may be required. The body is constructed of aluminum.


NOTE: The windshield, top glass, and rear window is made of laminated glass. The side windows can be either tempered or laminated glass.

<p>Opening Doors with 12-volts</p> 	<p>Opening Doors with 12-volts</p> 	<p>Opening with 12-volts</p> 	<p>Opening hood from inside with 12-volts: TOUCH THE OPEN HOOD BUTTON ON THE TOUCHSCREEN.</p> 
<p>Opening Front without 12-volts</p> 	<p>Opening Rear without 12-volts</p> 	<p>NON-OPERATIONAL WITHOUT 12-VOLTS</p>   	<p>Opening hood from outside without 12-volts: Use a 12-volt power supply to OPEN.</p> 





1. Laminated
2. Tempered or Laminated
3. Tempered



1. Aluminum vehicle structure
2. High-strength steel B-pillar



5. Stored energy / liquids / gases / solids

		<p>16V Li-Ion</p>
		<p>400V Li-Ion</p>



All high voltage cables have ORANGE INSULATION.



Never cut or open high voltage components or cables.



Coolant is blue



TESLA MODEL X
2021

ID No.

TESLA-2021XA-002

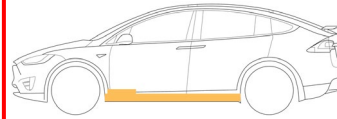
Version No.

02

Page No.

03/04

6. In Case of Fire



DO NOT SUBMERGE VEHICLE TO EXTINGUISH/COOL BATTERY FIRE



USE LARGE AMOUNTS OF WATER TO COOL THE BATTERY ENCLOSURE FROM THE BOTTOM OF THE VEHICLE



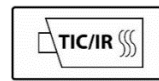
POSSIBLE BATTERY RE-IGNITION!

MONITOR HV BATTERY OF AMBIENT TEMPERATURE FOR AT LEAST 24 HOURS

7. In Case of Submersion

Treat a submerged vehicle like any other submerged vehicle. Wear appropriate PPE for water rescue. Remove the vehicle from the water and continue with normal high voltage disabling. Any vehicle submerged in water [including non-Tesla vehicles] could pose a fire risk. Tilt the vehicle side to side to allow water to drain out and store flat.

8. Towing / Transportation / Storage



HV BATTERY TEMPERATURE SHOULD BE CHECKED BEFORE TRANSPORT

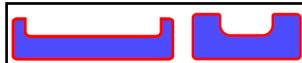


POSSIBLE BATTERY RE-IGNITION!
AFTER A FIRE INCIDENT, STORE OUTSIDE AT A SAFE DISTANCE (AT LEAST 50 FT/15 M) FROM OTHER VEHICLES AND STRUCTURES!

9. Important Additional Information

Tow Providers with emergencies, call Tesla Roadside Assistance. Refer to <https://www.tesla.com/roadside-assistance> for applicable hotline number.

First Responder information can be found at <https://www.tesla.com/firstresponders>. First Responders and training officers who have questions, contact firstrespondersafety@tesla.com.



Knee airbags are only installed in North America, Mexico, and South Korea

10. Explanation of Pictograms



TIC/IR - thermal imagery camera / infrared



TESLA MODEL X
2021

ID No.

TESLA-2021XA-002

Version No.

02

Page No.

04/04